

# Salesian Family Youth Center

Serving the children of Boyle Heights

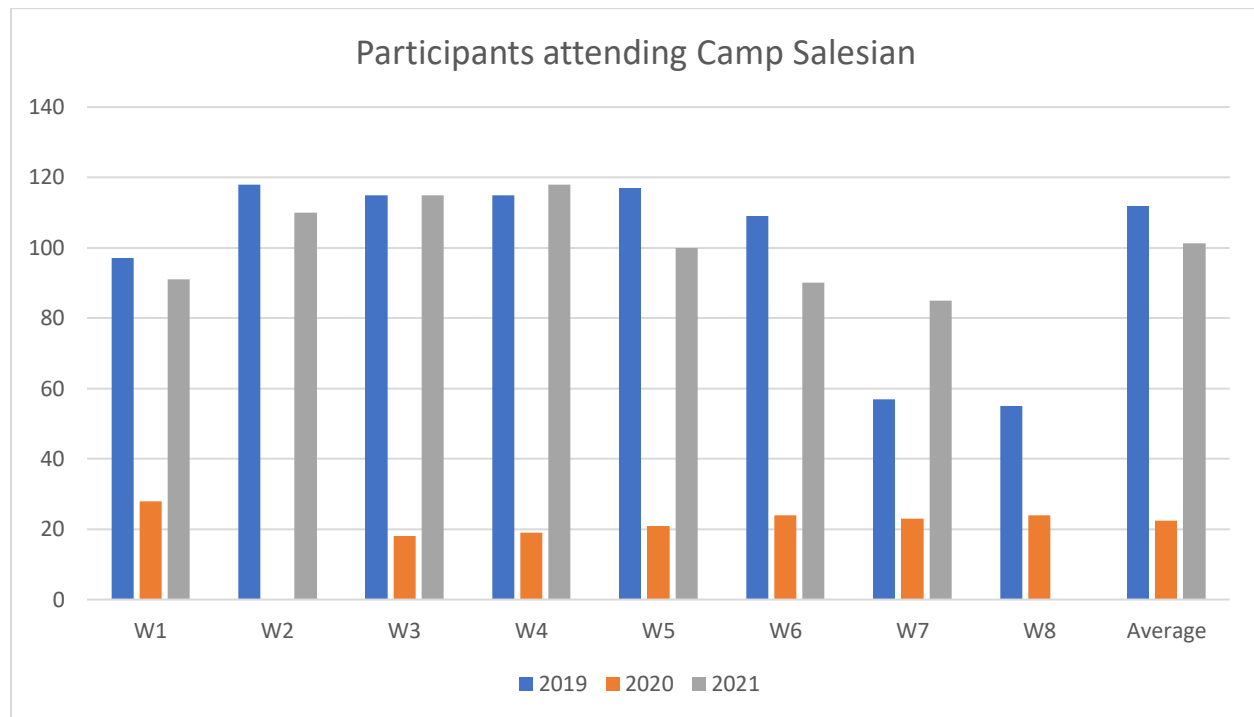


## Camp Salesian Report 2021

This year the Salesian Family Youth Center opened in-person following the CDC Guidelines for Summer Camps. We were able to provide field trips for the children once again and brought back our swimming sessions. We provided 7 weeks of fun!

### Participants attending Camp Salesian

	W1	W2	W3	W4	W5	W6	W7	W8	Average
2017	79	93	83	89	84	75			83.8333
2018	91	109	89	113	107	105			102.333
2019	97	118	115	115	117	109	57	55	111.833
2020	28	0	18	19	21	24	23	24	22.428
2021	91	110	115	118	100	90	85	N/A	101.285



Note: In this table, we are able to see the increase of the participants compared to last year. However, if we compared with 2019, we can see that the numbers are not there yet. This shows that parents were more open to allowing students to go back to in-person camps. We see a decline with the weeks passing, much of this was families going on vacation.

	2017	2018	2019	2020	2021
Number of weeks worked at Camp	6	6	6	+2	8
Number of Campers registered	122	135	146	63	37
Highest Attendance	93	113	118	57	28
Lowest Attendance	75	89	97	55	18

Note: The lowest Attendance was from our first week so you see as parents begin to see our facility open and programming going on they registered their children. We shorten our summer program due to school opening sooner.

### AID information

	W1	W2	W3	W4	W5	W6	W7	W8	Average
2021 Families with Financial Aid	25	31	39	43	43	43	32		
% of families with Financial Aid	81%	84%	85%	83%	88%	88%	86%		85%
% of families with AID 2020	92%		88%	95%	95%	87%	96%	92%	93%
% of families with AID 2019	82%	81%	83%	84%	82%	83%	81%	76%	82%
% of families with AID 2018	81%	77%	76%	76%	77%	73%			77%
% of families with AID 2017	68%	75%	75%	74%	73%	69%			72%

Note: based on our records 85% of families received financial aid assistance. The average size of our families is 2 to 3 siblings.

### Financial information

#### Financial Recourses = Income – Expenses

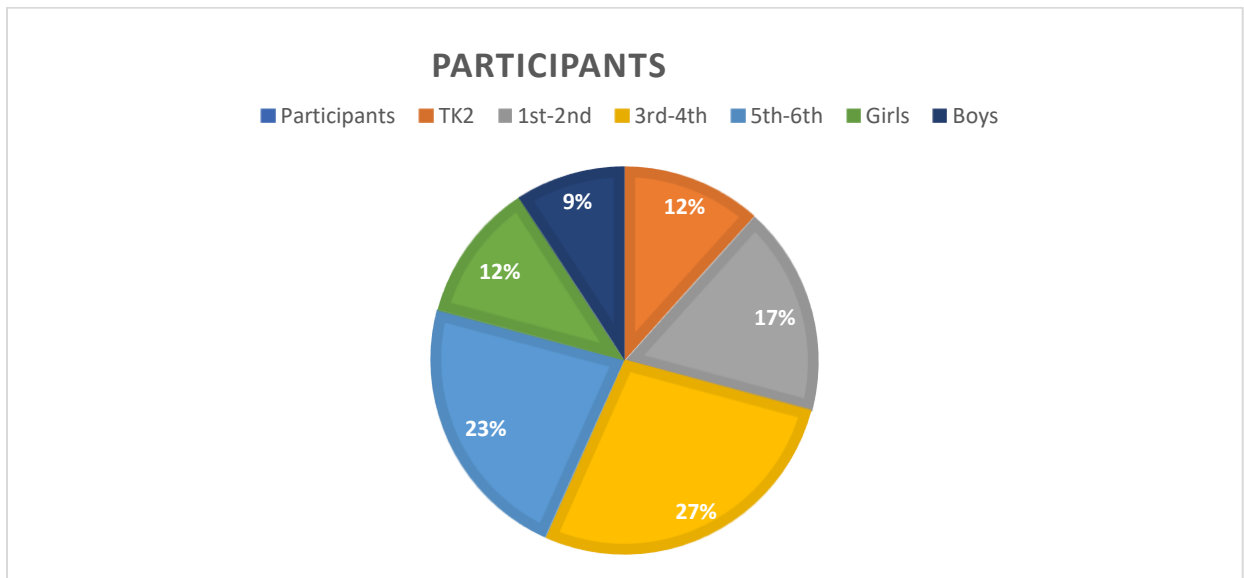
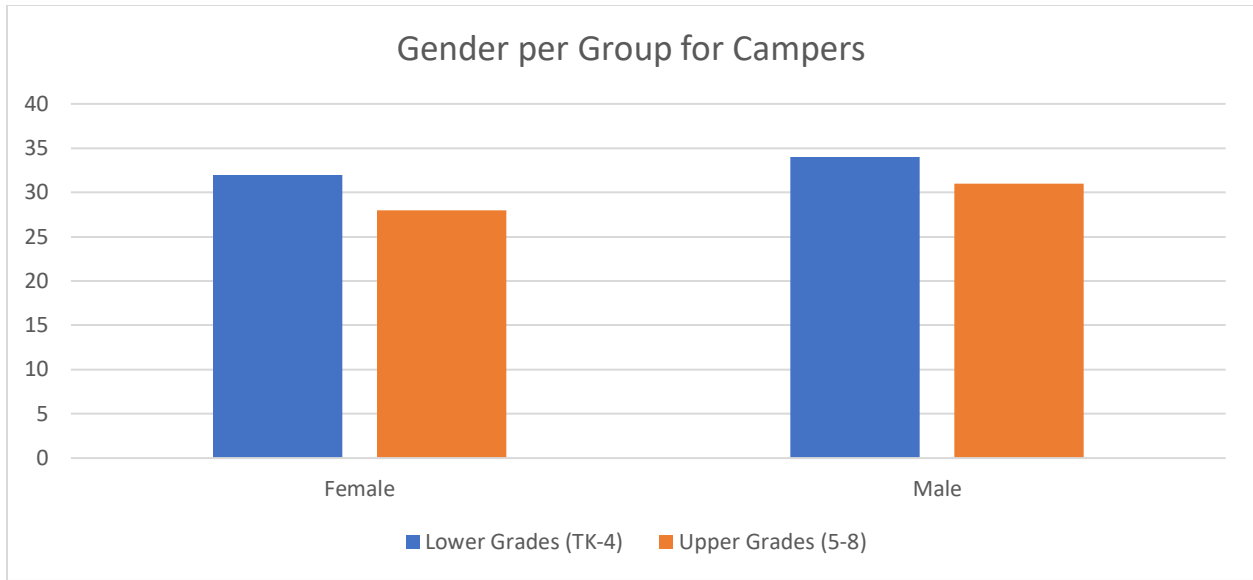
Foundations / Donors	20,000.00
Camper payments	23,259.12
<b>Total Income</b>	43,259.12
Total Expenses	64,456.08
Investment by the SFYC	(21,196.96)

#### Cost per person

Expenses 19	57,869.64
Cost /Month	490.42
Cost P/Week	70.06
Price P/Week	50.00
Subsidy P/Wk	(20.06)

Note: The Club has invested 21,196.96 dollars to run the summer program. The club needs to find a way to reduce expenses or to increase the campers attending the program. The idea to end the program with not losing any money.

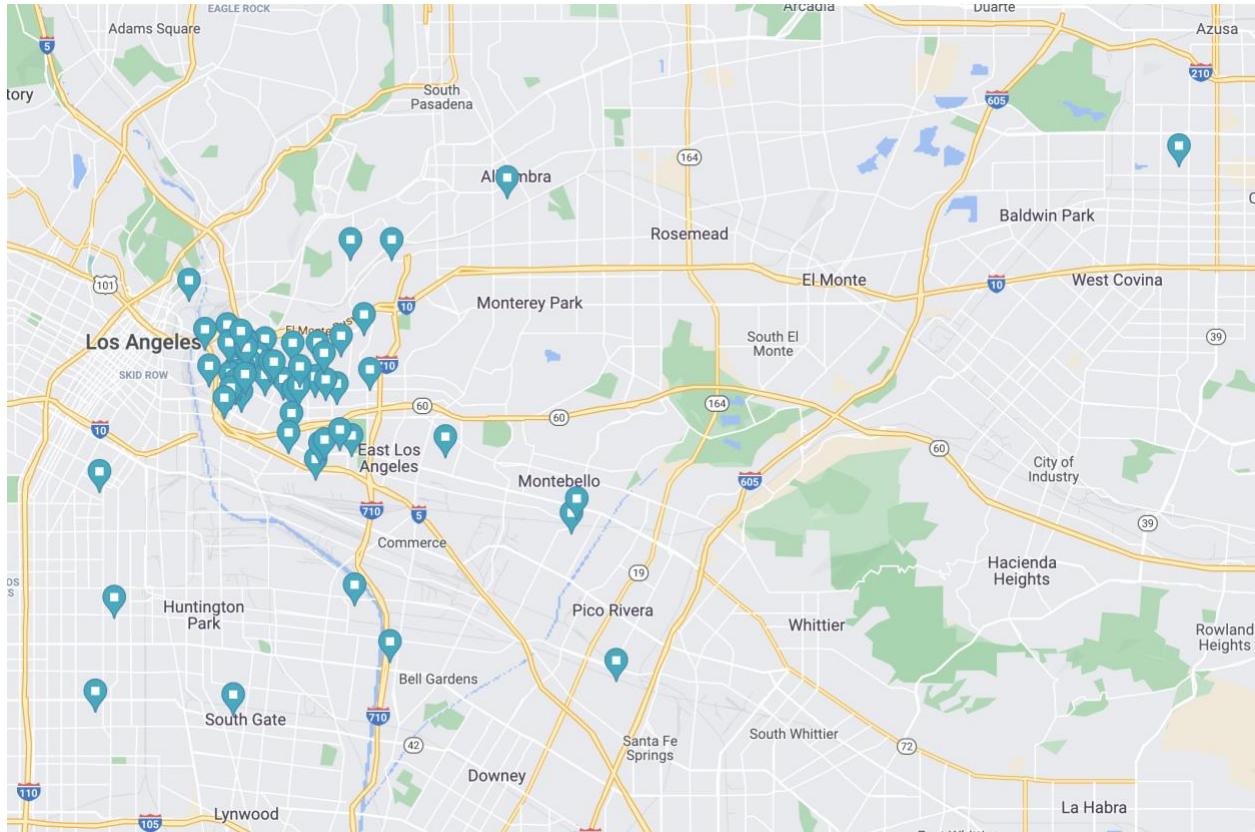
## Additional information about the Campers



Note:

- In comparison both groups had almost the same number of males and female students. When looking we did have more boys in our camp than girls.
- Our largest grade that we had was 3<sup>rd</sup> and 4<sup>th</sup> grade that composed 27% of our camp.

## Locations where the campers come from



### Notes:

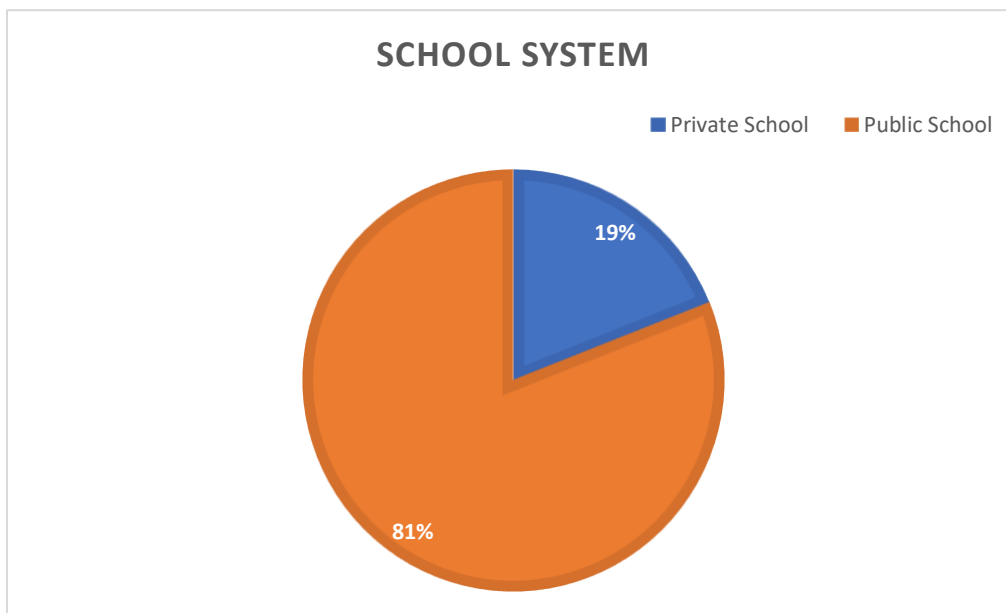
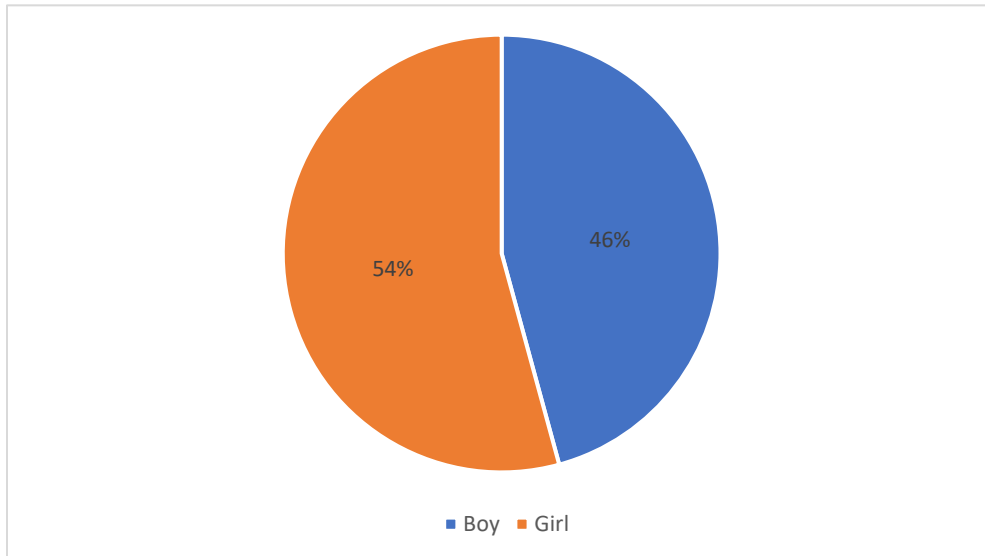
- The majority of our campers are from the area, but we do have a small amount that come from further out to join our camp daily.
- There are a handful of families that commute to bring their children to our summer camp.

### Counselors Data

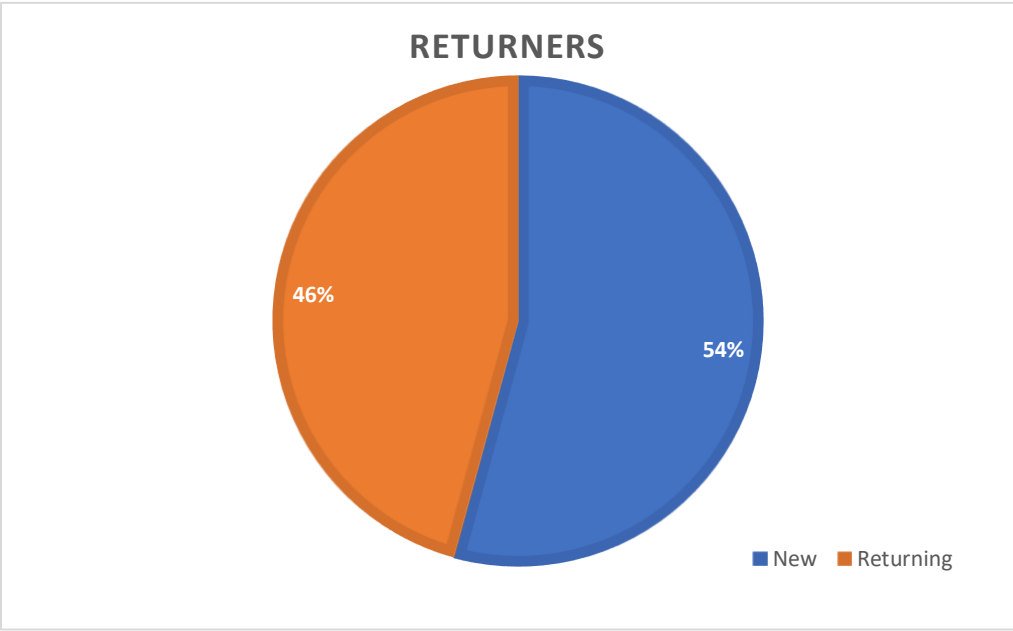
Counselors are the young people who volunteered at the club. This young people do not get paid for their commitment.

1. Total Number of Counselors attending camp: 61 volunteers.
2. We had 28 male volunteers and 33 female volunteers!

### Boys vs Girls

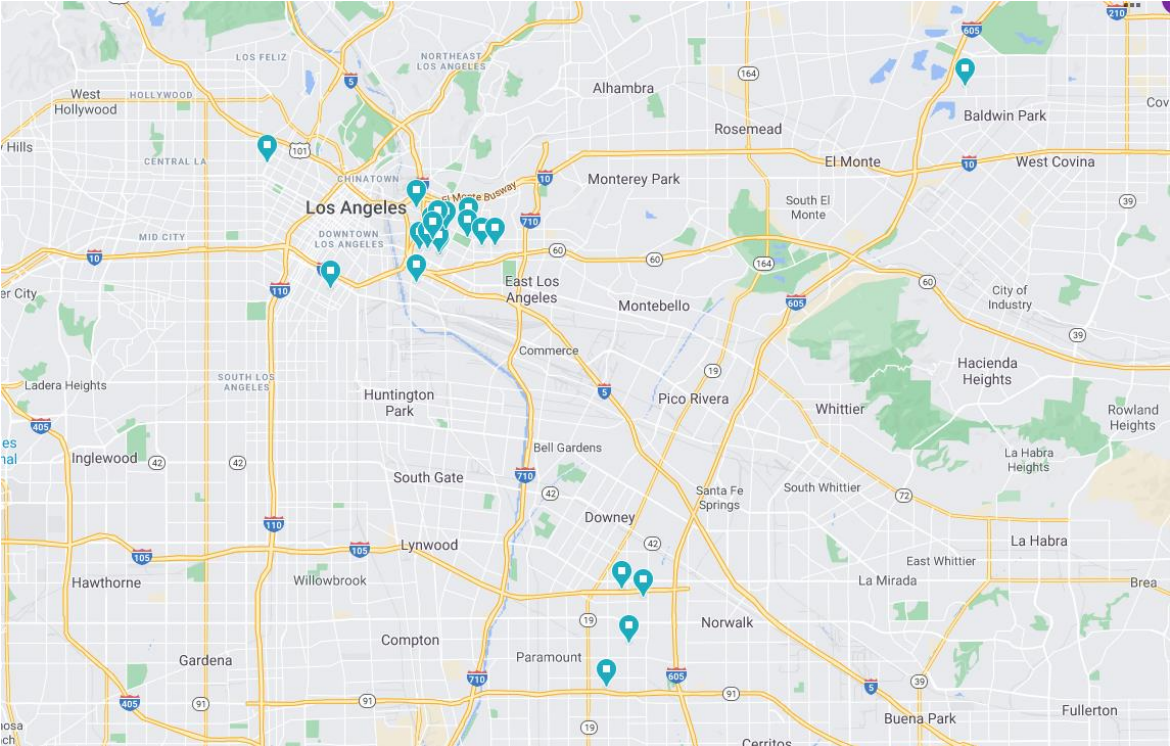


**Note:** We had 19 volunteers that 90% were enrolled in a 2 or 4 year university. They were either seniors that just graduated, or already in college. With 2 of our staff just receiving a Bachelor's Degrees!



**Note:** The majority of our counselors are new this year! Out of the 32 new counselors, 14 were campers the previous year. Showing that the counselors enjoyed being campers so much that they want to be counselors for the kids.

Map of the various cities our counselors come to volunteer from:



## Other points related to Camp Salesian

- At the end of the camp season, we had a group of young people who joined a youth group called teen club at the youth center. This group has been meeting once a week since camp ended. There are around 25 to 30 young people who are participating.
- The amount of drama that we dealt with was out of the normal. We believe COVID has affected our young people and children in different ways. They have lost their social skills abilities. Drama is caused by not knowing how to deal with hormones and society. The camp was the first outside activity before they even went back to school in person. This statement was confirmed in our experience.